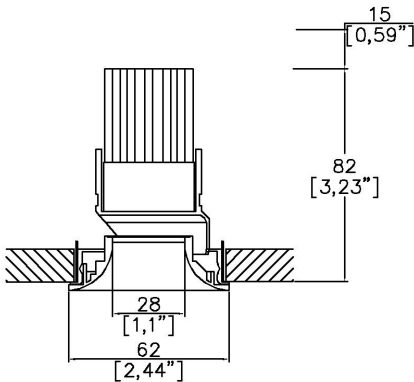


Mix60 Flare Fixed Trim

TM65.2	3kgCO2e
TM66	2.5 CEAM



Ø62mm (2,44”) overall trim, Ø28mm (1,10”) aperture. Available with a standard trim kit or 3 flush trim options, depending on ceiling type and finish.



Mix60 Flare with Trim Kit TR1 <sup>(1)</sup>.  
Cut-out Ø56mm.  
Required depth height +15mm.

LED Source	LED35/2	LED35/2	LED35/2
CCT	3000K	3000K	3000K
Drive Current	350mA	350mA	350mA
Power inc Driver	7.4W	7.4W	7.4W
Beam Angle	15°	24°	36°
Delivered Lumens	487	474	460
Delivered Intensisty cd	3082	2179	1379
Efficacy lm/w	66	64	73
Forward Volt	18V	18V	18V
CRI	≥90 CRI	≥90 CRI	≥90 CRI

Apply these factors to 3000K for lumen output of other CCTs: 2200K x 0.65 / 2400K x 0.69 / 2700K x 0.98 / 4000K x 1.02.

Project Ref: \_\_\_\_\_ Location Ref: \_\_\_\_\_

Please only complete one of the following code builders

Non Fire Rated Code Builder

Fixture Order Code: 

MX60000-FL

 -  -  -  - 

0

Fixture

MX60000-FL

Mix60 Flare Fixed for LED

Installation <sup>(1)</sup>

TR1

Trim for Existing Ceilings 5-15mm total thickness

TR2 <sup>(2)</sup>

Trim for Existing Ceilings 15-28mm total thickness

Finish

WH02

White RAL 9010

BK02

Black RAL 9005

RAL\*

Custom RAL Colour\*

ABR1

Antique Brass

ABZ1

Antique Bronze

PCH1

Polished Chrome

PNK1

Polished Nickel

PBR1

Polished Brass

IP Rating

54

IP54

65

IP65

Rating

0

No Fire Rating

Fire Rated Code Builder

Fixture Order Code: 

MX60000-FL

 - 

TR2

 -  -  - 

FR

Fixture

MX60000-FL

Mix60 Flare Fixed for LED

Installation <sup>(1)</sup>

TR2 <sup>(2)</sup>

Trim for Existing Ceilings 15-28mm total thickness

Finish

WH02

White RAL 9010

BK02

Black RAL 9005

RAL\*

Custom RAL Colour\*

ABR1

Antique Brass

ABZ1

Antique Bronze

PCH1

Polished Chrome

PNK1

Polished Nickel

PBR1

Polished Brass

IP Rating

54

IP54

65

IP65

Rating

FR <sup>(3)</sup>

Fire Rated

(1) For any ceiling thickness or construction type not shown please contact Lucent

(2) Adjustment may be limited in thicker ceiling constructions. Refer to installation instructions for details.

(3) Tested and approved to EN 1363-1:2020 and EN 1365-2:2014 for 60 minutes fire rating.

Project Ref: \_\_\_\_\_

Location Ref: \_\_\_\_\_

LED Order Code:

LED35/2

-

-

LED

LED35/2

LED35 GEN2

CCT

22\*\*\*

24\*\*\*

27

30

40\*\*\*

90 CRI 2200K\*\*\*

90 CRI 2400K\*\*\*

90 CRI 2700K

90 CRI 3000K

90 CRI 4000K\*\*\*

Beam

15

24

36

15°

24°

36°

\*\*\*contact Lucent for availability

Driver Options:

Protocol

S

A

P

D

B

Non-Dim

Analogue (0-10v)

Phase

DALI

Bluetooth\*\*

Emergency Options:

Emergency

E

ED

ES

Maintained 3hr Emergency

Maintained 3hr DALI Self Test

Maintained 3hr Self Test

Finish selection




Antique Brass



Antique Bronze



Polished Brass




Polished Nickel




Polished Chrome

Accessories




Honeycomb Louvre



Diffusing Lens



Frosted Lens



Heavy Spread Lens



Linear Spread Lens

Accessories Order Code:

- Louvre/Lens
- LS45

LSDF

LSFR

LSLS

LSHS
- Honeycomb Louvre

Diffusing Lens

Frosted Lens

Linear Spread Lens

Heavy Spread Lens

Technical Details

\*Custom RAL code must be specified. Custom RAL colours can increase prices and lead times

Dimming. Whilst Lucent can offer the majority of its luminaires with various dimming options, it remains the responsibility of the specifier/installer to check and ensure compatibility of any control equipment used. Additional cabling may be required depending on the dimming protocol specified.

\*\*Bluetooth (wireless) is the communication method. The exact dimming protocol must be confirmed to allow the selection of suitable drivers or bluetooth devices.

^ Depth indicated is the minimum recess depth for the luminaire with a remote mounted LED driver. Installing a driver through either the luminaire cut-out or installation kit may require additional recess depth, please refer to the relevant luminaire installation instructions for further details.Data correct at time of publishing

First Fix Requirement. Luminaire comprised of fixture body with ceiling trim and installation kit, which is to be fitted into the ceiling once finished. Ensure correct alignment of the installation kit before final assembly (see luminaire instllation instructions for details)

IP Rating. Tested from underside of the ceiling

Note that the picture of the finishes provided is for illustrative purposes only. The finishes may vary in colour, texture and appearance. Contact Lucent lighting Ltd for more information.

It is the policy of Lucent Lighting to continually review and improve its products and therefore reserve the right to change any details of product or withdraw specifications without prior notice.

Luminaires designed to comply with EN60598 and all other standards.

This specification sheet superseded all previous versions.

All intellectual property rights pertaining to the product described above and to this document are owned by or licensed to Lucent Lighting Ltd.

We reserve the right to take whatever action is necessary to protect those intellectual property rights.